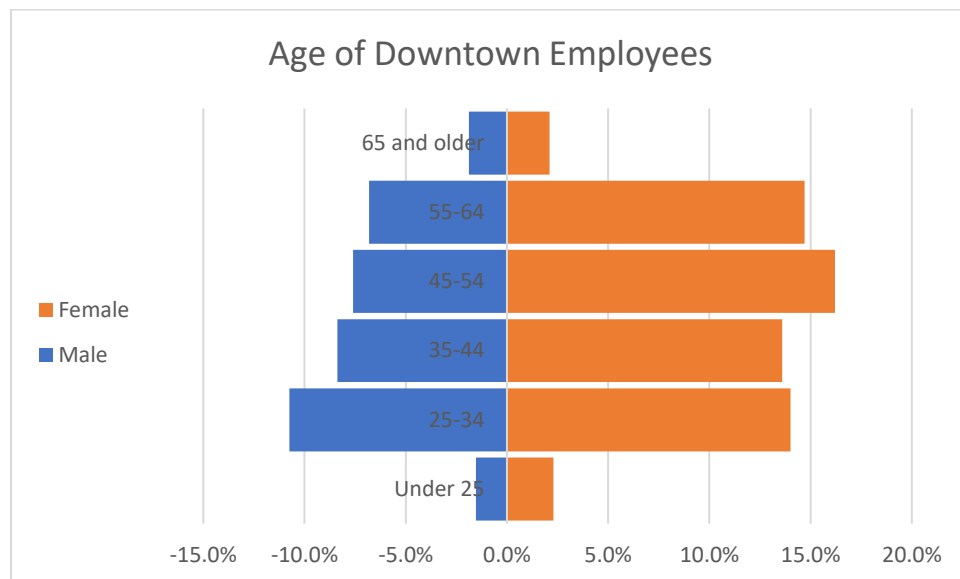


## Downtown Employee Quick Facts

This data comes from Buffalo Place's **2018 Downtown Transportation Mode Survey** completed as a part of the **2016-2018 Downtown Access Study**. Additional survey results can be found in the study document, at [www.buffaloplace.com/resources/project-information/access-and-infrastructure/](http://www.buffaloplace.com/resources/project-information/access-and-infrastructure/) Pages 105 - 131

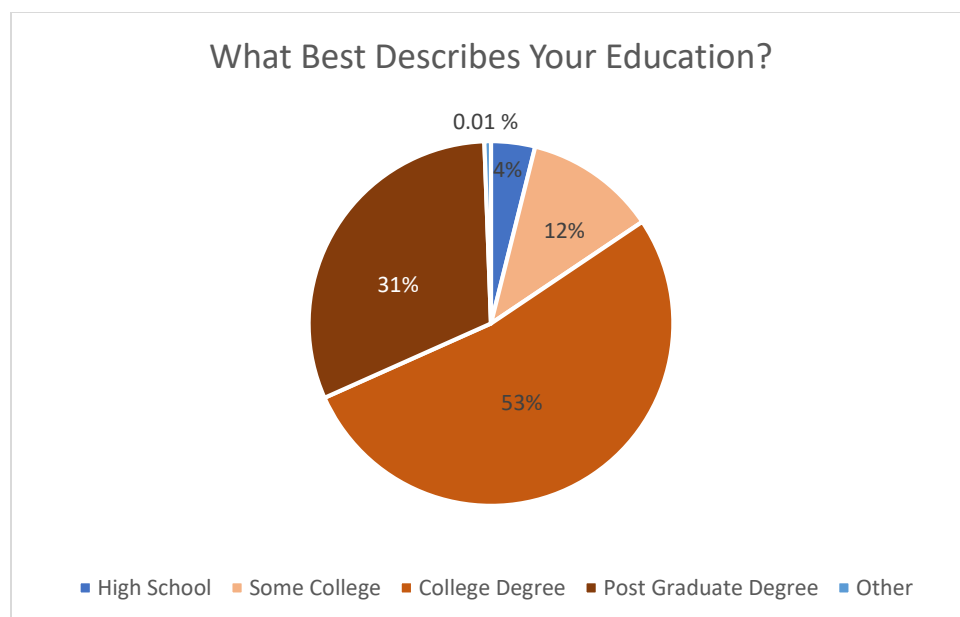
### Age of Downtown Employees

It appears that more women than men work Downtown, with 63% female and 37% male. The following table shows the breakdown by age for males and females.



### What Type of Education do Downtown Employees Have?

Downtown employees tend to be well educated, 84% have a college degree or a post graduate degree.



## Downtown Employee Quick Facts

### Where do Downtown Employees Live?

Of those who worked Downtown, 74 responses (2%) were from those who also live Downtown. An additional 85 Downtown employees live in areas around Downtown (i.e. Larkin, Lower West Side, Allentown). Responses were tabulated from Downtown employees from 93 zip codes, 9 New York State Counties and Canada.

*Table: Number of Employees per Zip Code (3,250 responses):*

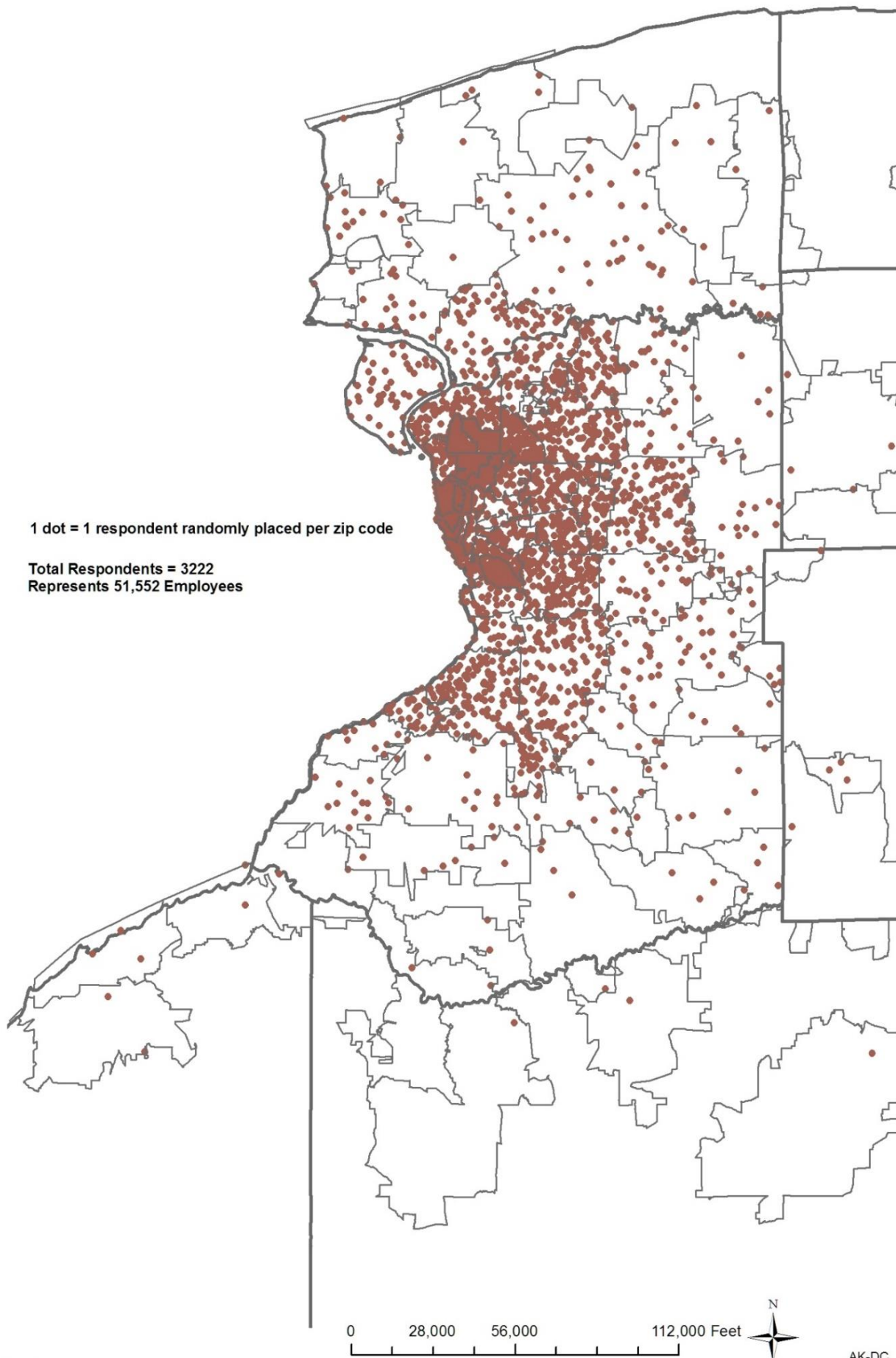
County	Number	Percent
Erie	3038	94%
Niagara	174	5%
Chautauqua	8	0.25%
Genesee	7	0.22%
Monroe	6	0.18%
Wyoming	5	0.15%
Cattaraugus	4	0.12%
Orleans	1	0.03%
Yates	1	0.03%
Canada	6	0.18%

The highest responses were from the following zip codes:

- 14216 – North Buffalo(175 responses)
- 14075 – Hamburg(172 responses)
- 14224 – West Seneca(149 responses)
- 14221 – Williamsville (148 responses)
- 14226 – Snyder/Eggertsville (142 responses)
- 14217- Kenmore (42 Responses)
- 14213- Blackrock/Riverside/West Side(42 Responses)
- 14201 – Lower West Side (39 Responses)
- 14221- Williamsville (39 Responses)
- 14086 - Lancaster (38 Responses)

The following maps show the distribution of respondent's home addresses by home intersection and by zip code.

# Downtown Employee Survey Respondents Home Location

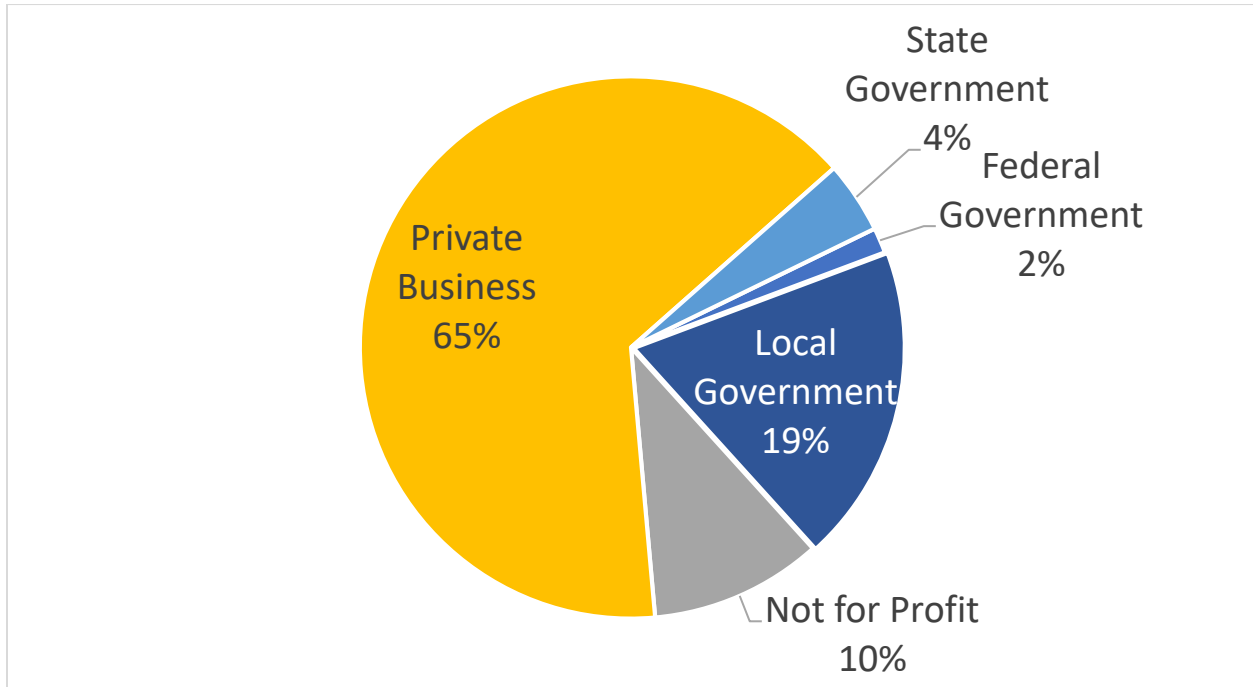


## Downtown Employee Quick Facts



### Where do Downtown Employees Work?

Most employees (65%) work for private businesses. Ten percent work in the nonprofit sector. The remaining 25% work for the public sector, with a mix of federal, state, and local government employees.



The following chart shows common occupations for Downtown employees.

